


MULTIPRESS MP 1.9/1.4/1.0



NEW!

OPTIMUM PRESS TECHNOLOGY in contemporary design

- + 20% more filling weight
 - Reduction of transport costs
 - Universal deployment
 - Paint quality as in the car industry
 - Silent hydraulic pump
 - Optimum safety for operator
- Communication with machine
 - Online configuration of machine and location
 - Optimum management of your container pool

ECONOMIC SUCCESS



depends on several factors

Improved capacity – up to 20% more fill volume

due to the newly developed press geometry. Tapered press bottom, curved press plate, high quality piston guiding and improved press geometry ensure an effective retention system. Up to 20% higher compaction!



Large filling opening

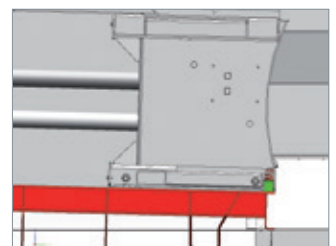
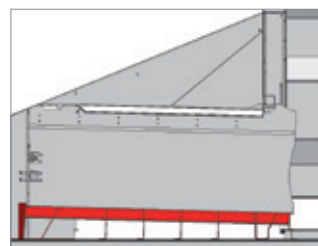
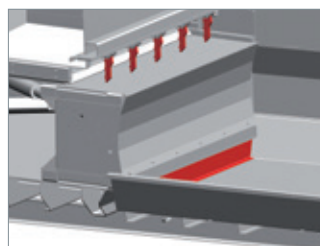
The double build-up prevention by means of retaining tines and a 152 mm high trash holder in combination with the immersion depth of the compressing ram of 334 mm keeps the pressing area free and permanently available.

Type MP 1.4:

1050 x 1860 mm
→ 1,4 m³ / stroke

Type MP 1.9:

1450 x 1860 mm
→ 1,9 m³ / stroke




MULTIPRESS MP 1.9/1.4/1.0

Universal deployment and
variable equipment that is easy to retrofit



Regardless of whether ground, ramp or building loading – additional equipment can be bolted on for quick and easy adaptation to any disposal location.



Tipping device

Preparation provided as standard – no welding needed for retrofitting.
Optionally hydraulic comb lift.



Operation

Phase adapter and connection for remote control are supplied as standard.



Side-hung or top-hung rear door

The back wall is easily converted from a side-hung door to a top-hung door.
Standard 8-point locking system for leak tight seal.
The hook on the back can be used for hoisting it on to the lorry.



SAFETY

is top priority



Safety unlocking device with door catch system

The operator is always outside of the danger area when opening the door. Through a special door catch system, people who are not in the field of vision remain, protected.

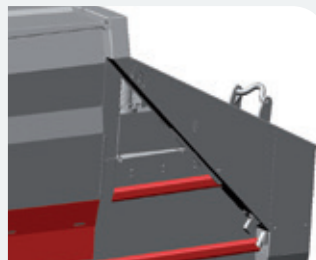


OPTIONAL:

Bulky waste model – reinforced construction for bulky waste

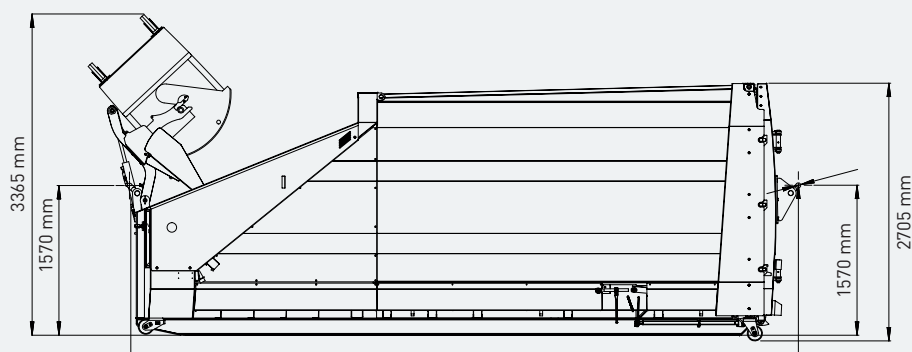
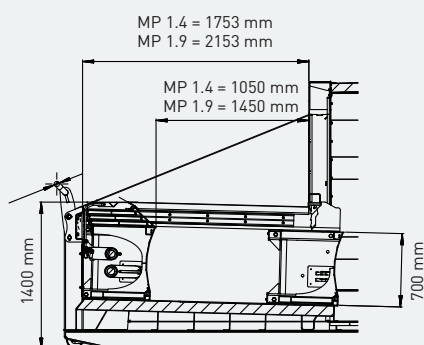
The following components are reinforced on this model:

- Piston guide, piston and yoke
- Side walls of the container
- Floor cleaner on the piston head as standard



HYDRAULICS und ELEKTRICS

Easy to access and clearly laid out. Accident prevention as no climbing aids are required. Easy to service thanks to ergonomic working position.



MP 1.4 16 m³ = 5850 / 18 m³ = 6250 / 20 m³ = 6650 / 22 m³ = 7050 / 24 m³ = 7450
MP 1.9 16 m³ = 6250 / 18 m³ = 6650 / 20 m³ = 7050 / 22 m³ = 7450 / 24 m³ = 7850

MULTIPRESS MP 1.9/1.4/1.0



Building-feeding

Taylor-made solutions for the space-saving filling of your PÖTTINGER machines from inside of a building.

By their innovative design, the individually adapted length of the chutes and different filling possibilities they can be perfectly integrated in modern architecture.



Tipping devices

For the decentralised collection of waste in DIN standard containers.

Tipping devices can be either attached to a press container or are available as stationary or mobile solutions. Thus, waste can be collected during operation in 80 to 1100 litre DIN standard containers and then filled into the press by means of the tipping device.



Quiet-running pump

The Pöttinger MULTIPRESS containers are equipped with a quiet-running pump as standard. At idle, the machine noise level is under 59 dBA.




MULTIPRESS MP 1.4 - 1.9

Optimum press technology in contemporary design



- 01 | Modular construction - all parts screwable
- 02 | Hood over intake opening - comfortable operation
- 03 | Foldaway front hook
- 04 | Connector with 16 poles for additional operation panel
- 05 | Automatic phase changing
- 06 | Stability
- 07 | Combined poliamide rolls
- 08 | Gliders for piston (inside)
- 09 | Inclined press floor (inside)
- 10 | Concave front plate ROC 401 (inside)
- 11 | Sealings at maintenance door, hood and rear door
- 12 | Sand blasting RA 2,5 / powder coating
primer plus top coat at least 120µ
- 13 | Rear door convertible top hanged / side hanged
- 14 | Rear hook for transporting the machine
- 15 | Ratchet spanner for rear door in safe position
- 16 | Door catch system
- 17 | Hour counter
- 18 | Low noise gear pump standard f-59dbA




Technical Data 1.4	MP 16-1.4	MP 18-1.4	MP 20-1.4	MP 22-1.4	MP 24-1.4
Volume Container	16 m³	18 m³	20 m³	22 m³	24 m³
Length (without hook)	5650 mm	6050 mm	6450 mm	6850 mm	7250 mm
Length (with hook)	5850 mm	6250 mm	6650 mm	7050 mm	7450 mm
Width x height	2460 x 2704 mm	2460 x 2704 mm	2460 x 2704 mm	2460 x 2704 mm	2460 x 2704 mm
Filling height	1400 mm	1400 mm	1400 mm	1400 mm	1400 mm
Volume per stroke	1,4 m³	1,4 m³	1,4 m³	1,4 m³	1,4 m³
Height of press ram	700 mm	700 mm	700 mm	700 mm	700 mm
Press opening W x H	1860 x 1050 mm	1860 x 1050 mm	1860 x 1050 mm	1860 x 1050 mm	1860 x 1050 mm
Filling opening W x H	1860 x 1753 mm	1860 x 1753 mm	1860 x 1753 mm	1860 x 1753 mm	1860 x 1753 mm
Compaction force	340 kN	340 kN	340 kN	340 kN	340 kN
Pressing cycle	40 sec.	40 sec.	40 sec.	40 sec.	40 sec.
Motor	5,5 kW	5,5 kW	5,5 kW	5,5 kW	5,5 kW
Fuse slow	16 A	16 A	16 A	16 A	16 A
Electric connection	400 V, 50 Hz	400 V, 50 Hz	400 V, 50 Hz	400 V, 50 Hz	400 V, 50 Hz
Unladen weight	4797 kg	4947 kg	5097 kg	5247 kg	5397 kg
Container conical	conical à 100 mm	conical à 100 mm	conical à 100 mm	conical à 100 mm	conical à 100 mm



falconic

The essential tool
for an efficient work
organisation.



Technical Data 1.9	MP 16-1.9	MP 18-1.9	MP 20-1.9	MP 22-1.9	MP 24-1.9
Volume Container	16 m³	18 m³	20 m³	22 m³	24 m³
Length (without hook)	6050 mm	6450 mm	6850 mm	7250 mm	7650 mm
Length (with hook)	6250 mm	6650 mm	7050 mm	7450 mm	7850 mm
Width x height	2460 x 2704 mm	2460 x 2704 mm	2460 x 2704 mm	2460 x 2704 mm	2460 x 2704 mm
Filling height	1400 mm	1400 mm	1400 mm	1400 mm	1400 mm
Volume per stroke	1,9 m³	1,9 m³	1,9 m³	1,9 m³	1,9 m³
Height of press ram	700 mm	700 mm	700 mm	700 mm	700 mm
Press opening W x H	1860 x 1450 mm	1860 x 1450 mm	1860 x 1450 mm	1860 x 1450 mm	1860 x 1450 mm
Filling opening W x H	1860 x 2153 mm	1860 x 2153 mm	1860 x 2153 mm	1860 x 2153 mm	1860 x 2153 mm
Compaction force	340 kN	340 kN	340 kN	340 kN	340 kN
Pressing cycle	40 sec.	40 sec.	40 sec.	40 sec.	40 sec.
Motor	5,5 kW	5,5 kW	5,5 kW	5,5 kW	5,5 kW
Fuse slow	16 A	16 A	16 A	16 A	16 A
Electric connection	400 V, 50 Hz	400 V, 50 Hz	400 V, 50 Hz	400 V, 50 Hz	400 V, 50 Hz
Unladen weight	5060 kg	5210 kg	5360 kg	5510 kg	5660 kg
Container conical	conical à 100 mm	conical à 100 mm	conical à 100 mm	conical à 100 mm	conical à 100 mm

MULTIPRESS 1.0

MULTIPRESS 1.0 Skip



If there is limited space available
or if being used with skip vehicles



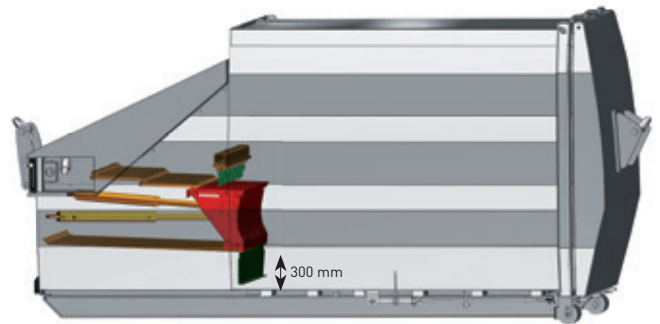
Due to the container volumes from 8 to 12 m³ and the width of 2 m, the **MULTIPRESS 1.0** suits to narrow surrounding areas.

The press technology contains all advantages of the big brother and characterizes due to its efficiency, high compaction ratio and durability.

Skip	MP 8-1.0	MP 10-1.0	MP 12-1.0
Volume Container	8 m ³	10 m ³	12 m ³
Length (without hook)	4200	4700	5200
Length (with hook)	–	–	–
Width x height	1950 x 2400 mm	1950 x 2400 mm	1950 x 2400 mm
Filling height	1270 mm	1270 mm	1270 mm
Volume per stroke	1 m ³	1 m ³	1 m ³
Height of press ram	550 mm	550 mm	550 mm
Press opening W x H	1000 x 1450 mm	1000 x 1450 mm	1000 x 1450 mm
Filling opening W x H	1580 x 1450 mm	1580 x 1450 mm	1580 x 1450 mm
Compaction force	300 kN	300 kN	300 kN
Pressing cycle	24 sec.	24 sec.	24 sec.
Motor	5,5 kW	5,5 kW	5,5 kW
Fuse slow	16 A	16 A	16 A
Electric connection	400 V, 50 Hz	400 V, 50 Hz	400 V, 50 Hz
Unladen weight	3250 kg	3450 kg	3650 kg
Container conical	conical à 80 mm	conical à 80 mm	conical à 80 mm

MULTIPRESS 1.0

MULTIPRESS 1.0 Roll-off container



Special version as wet waste press

Mixed waste and also waste with a high moisture content can be ideally compressed. The sloping pressing floor and the special high level difference (300 mm Trashholder) between the pressing floor and the container floor guarantee that the equipment remains clean.

In addition, the **MULTIPRESS 1.0 roll-off container** is also available as an underground garage model.



Roll-off container	MP 10-1.0	MP 12-1.0	MP 14-1.0	MP 16-1.0
Volume Container	10 m ³	12 m ³	14 m ³	16 m ³
Length (without hook)	4960	5460	5960	6460
Length (with hook)	5200	5700	6200	6700
Width x height	1950 x 2440 mm	1950 x 2440 mm	1950 x 2440 mm	1950 x 2440 mm
Filling height	1270 mm	1270 mm	1270 mm	1270 mm
Volume per stroke	1 m ³	1 m ³	1 m ³	1 m ³
Height of press ram	550 mm	550 mm	550 mm	550 mm
Press opening W x H	1000 x 1450 mm	1000 x 1450 mm	1000 x 1450 mm	1000 x 1450 mm
Filling opening W x H	1580 x 1450 mm	1580 x 1450 mm	1580 x 1450 mm	1580 x 1450 mm
Compaction force	300 kN	300 kN	300 kN	300 kN
Pressing cycle	24 sec.	24 sec.	24 sec.	24 sec.
Motor	5,5 kW	5,5 kW	5,5 kW	5,5 kW
Fuse slow	16 A	16 A	16 A	16 A
Electric connection	400 V, 50 Hz	400 V, 50 Hz	400 V, 50 Hz	400 V, 50 Hz
Unladen weight	3390 kg	3550 kg	3720 kg	3880 kg
Container conical	conical à 80 mm	conical à 80 mm	conical à 80 mm	conical à 80 mm



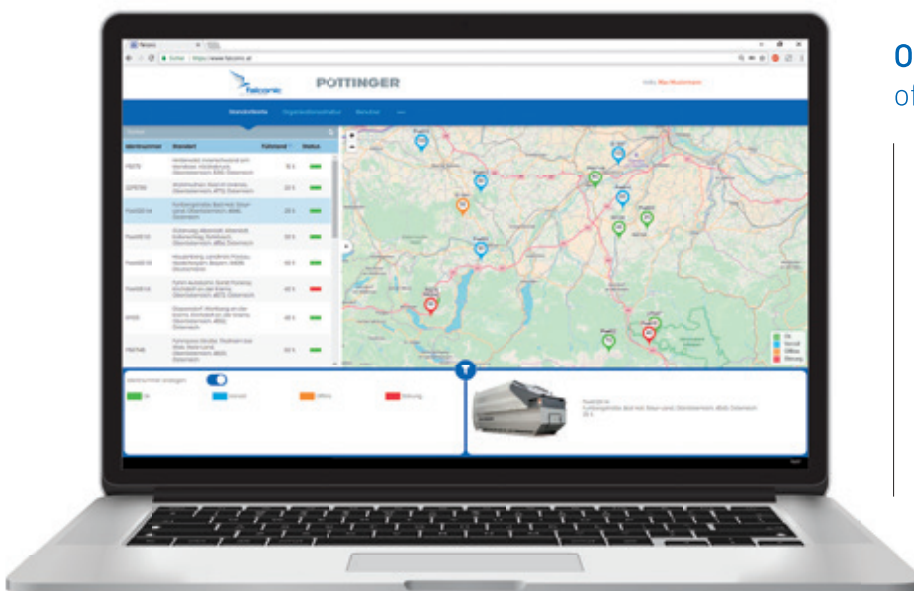
OPTIMIZE YOUR LOGISTICS



with **falconic**, the control module for your press container.

falconic offers everything you need to work more efficiently in our digital world:

- GPS Tracking and visualization of container location
- **Online configuration of machines and installation sites**
- **Automatic adoption of site specific parameters when changing the containers**
(e.g. type of material, amount of press strokes...)
- Running statistic of all machine related data
(e.g. amount of emptyings, starting sequences, error messages etc.)
- Information about machine equipment
- Connection to already existing scheduling and invoicing programs possible
- Data transfer from container to Web interface
- Automatic adaption of the rotating direction of the motor



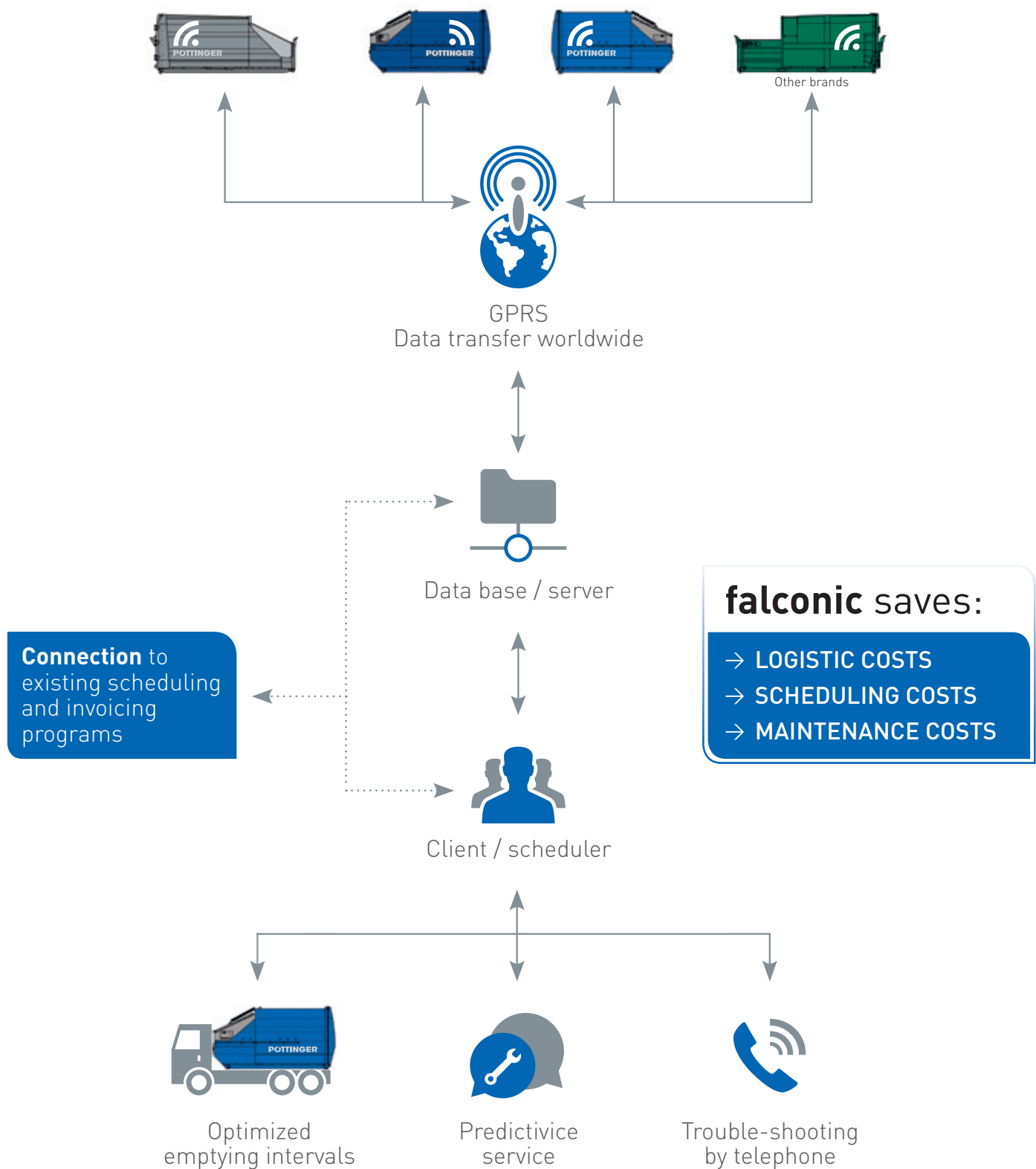
Online-adjustment of containers and location sites:

- Pre-full and full announcement 50 – 100%
- Personalized container status announcements (Email/SMS) to
 - Technical/Service department
 - Scheduling department
 - Client (machine location)
- Predictive service
- Amount of strokes at pressing cycle
- Position of press ram
- Adjustment of press related to type of material



falconic

The mode of operation



THE 7 QUALITY MARKS




POWDER COATING



STABLE EXECUTION + 200%



LOAD TESTS



OPTIMUM MATERIAL GLOW,
GEOMETRIE OF THE PRESS



INNOVATIVE DESIGN



TEXTILE COVERINGS
WITH CAMO DESIGN



FALCONIC -
KEEP AN EYE ON EFFICIENCY

